


220 Highview Place SE  
(202) 562-7070  
www.centercitypcs.org

**Note from the School**

The Center City network of PK through grade 8 neighborhood-based schools provides a high-quality, well-rounded education for families seeking close-knit communities. Center City prepares students to excel in competitive high schools by infusing academics with character, excellence, and service.

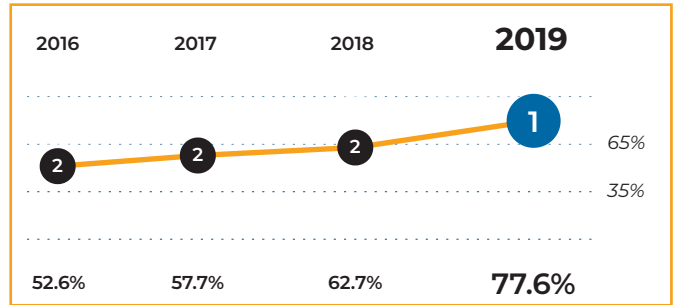
# Center City PCS - Congress Heights



## Tier Explanations

- 1 High Performing**  
(65.0% - 100%)
- 2 Mid Performing**  
(35.0% - 64.9%)
- 3 Low Performing**  
(0.0% - 34.9%)

## Tiers and Scores



## School Profile (2019–20)

**Board Chair**  
Lydia Adelfio

**President & Chief Executive Officer**  
Russ Williams

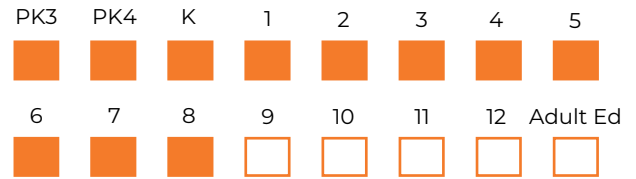
**Principal**  
Niya White

**First School Year**  
2008-2009

**Grades Served**

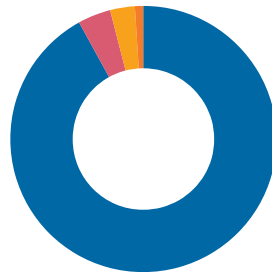
Current Grades
  Future Grades

Part of a PK-8 network.



## Student Demographics (2018–19)

**Total Enrollment**  
250



American Indian/Alaskan	0.0%
Asian	0.0%
Black/African American	92.4%
Hawaiian/Pacific Islander	0.0%
Hispanic/Latino, any race	3.6%
Two or More Races	3.2%
White	0.8%

**English Learner**  
1.6%

**Special Education**  
6.8%

**At-Risk**  
53.6%

# Center City PCS - Congress Heights

2019 School Quality Report

2018–19 Grades Measured: PK3 - 8



Points Earned      Points Possible

## Student Progress (35 points): Academic Improvement Over Time

Growth on the state assessment in English Language Arts



13.1      17.5

Growth on the state assessment in mathematics



15.5      17.5

## Student Achievement (25 points): Approaching, Meeting, or Exceeding College and Career Ready Standards

PARCC: English Language Arts

Approaching College and Career Ready and Above



5.1      7.5

College and Career Ready



3.5      5.0

PARCC: Mathematics

Approaching College and Career Ready and Above



5.1      7.5

College and Career Ready



3.0      5.0

## Gateway (10 points): Outcomes in Key Subjects that Predict Future Educational Success (returning students)

3rd Grade English Language Arts

College and Career Ready



3.5      5.0

8th Grade Mathematics

College and Career Ready



3.2      5.0

## School Environment (30 points): Predictors of Future Student Progress and Achievement

Attendance

In-seat attendance



8.0      9.0

Re-enrollment

Percent of eligible students who re-enrolled



5.6      9.0

Teacher Interaction Observations:  
Classroom Assessment Scoring System (CLASS)

Emotional Support



4.0      4.0

Classroom Organization



4.0      4.0

Instructional Support



4.0      4.0

**TOTAL SCORE 77.6**

**TIER 1**

**77.6** out of **100**

# Center City PCS - Congress Heights

2019 School Quality Report

2018–19 Grades Measured: PK3 - 8



Points Earned      Points Possible

## Additional Measures: Early Childhood Student Outcomes on School-Selected Assessments

### PK Pre-Literacy: Every Child Ready (ECR)

Percent of students who met or exceeded the publisher's expectations for growth or achievement at the end of the year



### PK Math: Every Child Ready (ECR)

Percent of students who met or exceeded the publisher's expectations for growth or achievement at the end of the year



### K-2 Literacy: NWEA Measures of Academic Progress (MAP)

Median percentile of student growth compared to national student performance



### K-2 Math: NWEA Measures of Academic Progress (MAP)

Median percentile of student growth compared to national student performance

